

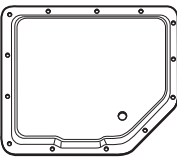
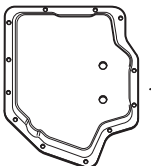


TRANSMISSION / ENGINE IDENTIFICATION

How to Identify Your Transmission

TH350 and TH400 Transmissions can be identified by the location of the Modulator and by the shape of the transmission pan.

- TH350 - Modulator is located at the back of the transmission case.
- TH400 - Modulator is located on the side of the transmission case.

	Powerglide Transmission		Turbo Hydra-Matic Transmission
	TH350 Modulator Location		TH400 Modulator Location

Engine Identification

Chevrolet Truck 1967-72

Chevrolet Blazer 1969-72

The 6-cylinder engine numbers are stamped on a pad on the right side of the engine at the rear of the distributor. The V-8 engine numbers are stamped on a pad immediately forward of the right hand cylinder head.

250 CID 6 Cyl - C5, K5, C10, K10, C20, K20, Suburban

Year Engine Identification Codes

1967 SV, SW, SX, TA, TE, TF, TC, TD
1968 TA, PF, TE, TT, PV, PW, TF, TC, TD, PX, PC
1969 PH, QA, PG, PB, PC, PD, PE, PW, PX, PY, PZ, PA, PI, PJ, PF, PP, PL
1970 TAA, TAB, TAC, TAD, TCK, TCE, TCF, TFG
1971-72 TJL, THJ, TJA, TJB, TPL, TPY, TPT, TPW, TPS, TPR, TLY, TJD, TCD, TCT, TCL, TCP, TPX

292 CID 6 Cyl - C10, K10, C20, K20, Suburban

Year Engine Identification Codes

1967 TS, UH, UQ, UT, VQ, VR, UR
1968 UH, UT, UP, UO, U3, UM, UQ, UR, UN
1969 RI, RA, RB, RC, RD, RE, RG, RV, RN, RM, RJ, RH
1970 TCZ, TCU, TNA, TAF
1971-72 TKR, TKL, TKP, TGA, TGB, TGC, TGG

283 CID V8 - C10, K10, C20, K20

Year Engine Identification Codes

1967 WA, WE, WF, WH, WR, WC, WB, WI, WO, WG

307 CID V8 - C5, K5, C10, K10, C20, K20, Suburban

Year Engine Identification Codes

1968 ZS, ZO, ZP, ZQ, ZX, ZY, WH, WG, WA, WE, WC, WO, WB, WF, WR, WI
1969 UU, UQ, UA, UB, UC, UD, UE, UM, UN, UF, UO, UP
1970 TAT, TAP, TAR, TAS, TAH, TAI, TAJ, TAK, TAN, TAO
1971-72 TSS, TSP, TLB, TAJ, TAD, TDP, TDB, TDA, TRA, TJP, TJR, TAH, TDL, TSR, TJT, TJS, THA, THC, THD, THG, THK, TSJ, THP, THR, THS

327 CID V8 - C10, K10, C20, K20

Year Engine Identification Codes

1967 YS, YR, YC, YD, YJ, YH, YB, YX, YM, YK, YV
1968 YC, YD, YK, YV, YB, YS, YR, YH, YX, YL, YT, YU

350 CID V8 - C5, K5, C10, K10, C20, K20, Suburban

Year Engine Identification Codes

1969 ▼ ZA, ZB, ZD, ZF, ZC, ZE, ZI, ZG, ZH, ZJ
1969 WS, WR, VB, WJ, WL, WM, WK, WP, WQ, WH, WA, XA, XF, XG, WT, WZ, VB, XO, XB, XW, XX, XC, XD, XY, XZ, WI, WN, WO, XP, XE
1970 TBB, TNT, TAX, TBD, TAY, TAZ, TBC, TMJ
1971-72 TRK, TRL, VJZ, TDH, TAX, TBL, TFD, TDD, TDJ, TRH, TRJ, TFH, TFJ, TDG, TDR, TDK, TBA, TBC, TBD, TBG

▼ Availability of 350 2 barrel engines in C10 and C20 pickups may have been limited to special order options. GM is unclear on this but we have included this information as reference only. 2 barrel carburetors for 350 engines are included in this catalog.

396 CID V8 Engines - C10, C20, Suburban

Year Engine Identification Codes

1968 ▼▼ XE, XF, XG, XH, XK, XN, XL, XM
1969 YP, YQ, YR, YS

▼▼ Availability of 396 2 barrel engines in C10 and C20 pickups may have been limited to special order options. GM is unclear on this but we have included this information as reference only.

396 CID & 402 CID V8 - C10, C20, Suburban

Year Engine Identification Codes

1970 TBG, TBH

402 CID V8 *** - C10, C20, Suburban

Year Engine Identification Codes

1971-72 TKA, TKB, TKW, TKX, TKM, TLM

*** 402 big blocks are sometimes referred to as 400 big blocks or the more generic term "396 Big Block".