

# ENGINE IDENTIFICATION

## Engine Identification

### 230 CID 3.8L (VIN Code 3) V6 Engine

1982	F100
1983	F100

### 300 CID 4.9L (VIN Code E) 6 Cylinder Engine

1980	F100	F150	F250	F350	U150
1981	F100	F150	F250	F350	U150
1982	F100	F150	F250	F350	U150
1983	F100	F150	F250	F350	U150
1984		F150	F250	F350	U150
1985		F150	F250	F350	U150
1986		F150	F250	F350	U150

### 300 CID 4.9L (VIN Code Y) 6 Cylinder Engine

1987		F150	F250	F350	U150
1988		F150	F250	F350	U150
1989		F150	F250	F350	U150
1990		F150	F250	F350	U150
1991		F150	F250	F350	U150
1992		F150	F250	F350	U150
1993		F150	F250	F350	U150
1994		F150	F250	F350	U150
1995		F150	F250	F350	U150
1996		F150	F250	F350	U150

### 255 CID 4.2L (VIN Code D) V8 Engine

1981	F100
1982	F100

### 302 CID 5.0L (VIN Code F) V8 Engine

1980	F100	F150	F250	F350	U150
1981	F100	F150	F250	F350	U150
1982	F100	F150	F250	F350	U150
1983	F100	F150	F250	F350	U150
1984		F150	F250	F350	U150

### 302 CID 5.0L (VIN Code N) V8 Engine

1985		F150	F250	F350	U150
1986		F150	F250	F350	U150
1987		F150	F250	F350	U150
1988		F150	F250	F350	U150
1989		F150	F250	F350	U150
1990		F150	F250	F350	U150
1991		F150	F250	F350	U150
1992		F150	F250	F350	U150
1993		F150	F250	F350	U150
1994		F150	F250	F350	U150
1995		F150	F250	F350	U150
1996		F150	F250	F350	U150

### 351M CID 5.8L (VIN Code W) V8 Engine

1980		F150	F250	F350	U150
1981		F150	F250	F350	U150

### 351W CID 5.8L (VIN Code G) V8 Engine

1981		F150	F250	F350	U150
1982		F150	F250	F350	U150
1983		F150	F250	F350	U150
1984		F150	F250	F350	U150
1985		F150	F250	F350	U150

### 351W CID 5.8L (VIN Code H) V8 Engine

1984		F150	F250	F350	U150
1985		F150	F250	F350	U150
1986		F150	F250	F350	U150
1987		F150	F250	F350	U150
1988		F150	F250	F350	U150
1989		F150	F250	F350	U150
1990		F150	F250	F350	U150
1991		F150	F250	F350	U150
1992		F150	F250	F350	U150
1993		F150	F250	F350	U150
1994		F150	F250	F350	U150
1995		F150	F250	F350	U150
1996		F150	F250	F350	U150

### 351W CID 5.8L (VIN Code R) V8 Engine

1993	Lightning
1994	Lightning
1995	Lightning

### 400 CID 6.6L (VIN Code Z) V8 Engine

1980		F150	F250	F350
1981		F150	F250	F350
1982		F150	F250	F350

### 420 CID 6.9L (VIN Code 1) V8 Diesel Engine

1983		F250	F350
1984		F250	F350
1985		F250	F350
1986		F250	F350
1987		F250	F350

### 444 CID 7.3L (VIN Code M) V8 Diesel Engine

1988		F250	F350
1989		F250	F350
1990		F250	F350
1991		F250	F350
1992		F250	F350
1993		F250	F350
1994		F250	F350

### 444 CID 7.3L (VIN Code F) V8 Turbo Diesel Engine

1994		F250	F350
1995		F250	F350
1996		F250	F350

### 444 CID 7.3L (VIN Code K) V8 Turbo Diesel Engine

1994		F250	F350
------	--	------	------

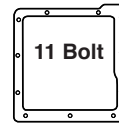
### 460 CID 7.5L (VIN Code L) V8 Engine

1983		F250	F350
1984		F250	F350
1985		F250	F350
1986		F250	F350
1987		F250	F350

### 460 CID 7.5L (VIN Code G) V8 Engine

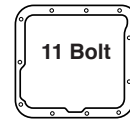
1988		F250	F350
1989		F250	F350
1990		F250	F350
1991		F250	F350
1992		F250	F350
1993		F250	F350
1994		F250	F350
1995		F250	F350
1996		F250	F350

## How to Identify Your Transmission




11 Bolt

C4  
Transmission



11 Bolt

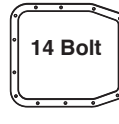
C5  
Transmission



17 Bolt

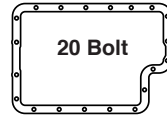
C6  
Transmission

Tip: The rear edge of the pan is S-shaped.



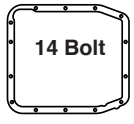
14 Bolt

AOD/AOT  
Transmission



20 Bolt

E4OD  
Transmission



14 Bolt

AODE-W(4R70W)  
Transmission

Transmissions can be identified by the shape of the transmission pan, the original gasket and/or the number of pan bolts.